


Product Datasheet

24-port 10G Uplink L2+ Managed Industrial PoE Switch

(GWS-IPS36248PFM)



OVERVIEW

The GWS-IPS36248PFM is a 10G uplink L2+ managed industrial PoE fiber switch independently developed by HZGWS. It has 12*10/100/1000Base-T adaptive RJ45 ports and 8*100/1000Base-X uplink SFP fiber ports and 4*1/10G uplink SFP+ fiber ports. Port 1-8 can support IEEE 802.3 af/at PoE standard, and single-port PoE power up to 30W. As a PoE power supply device, it can automatically detect and recognize the power-receiving equipment that meets the standard and supply power through the network cable. It can supply power to PoE terminal equipment such as wireless AP, IP cameras, VoIP phones, industrial sensors through a network cable, and meet the network environment that needs a high-density PoE power supply. It is suitable for intelligent transportation, rail transit, electric power, mining, metallurgy, and green energy, industrial scenes such as construction setting up a cost-effective and stable communication network.

The GWS-IPS36248PFM has L2+ full network management, supports IPV4/ IPV6 management, static route full line rate forwarding, complete security protection mechanism, complete ACL/ QoS policy, and rich VLAN functions, and is easy to manage and maintain. Supports multiple network redundancy protocols STP/RSTP/MSTP (<50ms) and (ITU-T G.8032) ERPS (<20ms) to improve link backup and network reliability. When a one-way network fails, communication can be quickly

restored to ensure important uninterrupted communication for applications. According to the actual application needs, PoE power management, port management, routing address management, port flow control, VLAN division, IGMP, security policy, and other application services are configured through network management methods such as Web, CLI, SNMP, Telnet, etc.

FEATURE

■ Full gigabit port access,10G uplink optical port

- ◇ Support non-blocking wire-speed forwarding.
- ◇ Support full-duplex based on IEEE 802.3x and half-duplex based on Backpressure.
- ◇ Support Gigabit RJ45 port and 1/10G SFP+ fiber port combination, which enables users to flexibly build networking to meet the needs of various scenarios.

■ Smart PoE power supply

- ◇ PoE network management, realize PoE port power allocation, priority setting, port power status viewing, time scheduling, etc.
- ◇ Comply with IEEE 802.3 af/at PoE standard, automatically identify PoE devices for power supply, and not damage non-PoE devices.
- ◇ 8*10/100/1000Base-T RJ45 ports support PoE power, meeting the PoE power requirements of security monitoring, industrial automation systems, wireless coverage and other scenarios.

■ Strong business processing capability

- ◇ Support ERPS ring network and STP/RSTP/MSTP to eliminate layer 2 loops and realize link backup.
- ◇ Support IEEE802.1Q VLAN, Users can flexibly divide VLAN, Voice VLAN, and QinQ configuration according to their needs.
- ◇ Support static and dynamic aggregation to effectively increase link bandwidth, realize load balancing, link backup, and improve link reliability.
- ◇ Support QoS, port-based, 802.1P-based and DSCP-based three priority modes and four queue scheduling algorithms: Equ, SP, WRR, and SP+WRR.
- ◇ Support ACL to filter data packets by configuring matching rule processing operations and time

permissions, and provide flexible security access control policies.

- ◇ Supports IGMP V1/V2 multicast protocol, and IGMP Snooping meets the needs of multi-terminal high-definition video surveillance and video conferencing access.

■ Security

- ◇ Port isolation, storm control.
- ◇ IP+MAC+port+VLAN quadruple flexible combination binding function.
- ◇ 802.1X authentication provides authentication functions for LAN computers, and controls the authorization status of controlled ports according to the authentication results.

■ Stable and reliable

- ◇ CCC, CE, FCC, and RoHS.
- ◇ The user-friendly panel can show the device status through the LED indicator of PWR, SYS, Link, L/A, and PoE.
- ◇ Low power consumption, no fan, aluminum shell, excellent heat dissipation to ensure the stable operation of the switch.

■ Easy O&M management

- ◇ Supports CPU monitoring, memory monitoring, Ping detection, and cable length detection.
- ◇ HTTPS, SSLV3, SSHV1/V2, and other encryption methods are more secure in management.
- ◇ RMON, system log, and port traffic statistics are convenient for network optimization and transformation.
- ◇ LLDP is convenient for the network management system to query and judge the communication status of the link.
- ◇ Various management and maintenance methods such as Web network management, CLI command line (Console, Telnet), SNMP (V1/V2/V3), Telnet, etc.

TECHNICAL SPECIFICATION

Model	GWS-IPS36248PFM
Interface Characteristics	

Fixed Port	<p>Power off alarm switch port (FAULT)</p> <p>1*RS232 console port (115200, N, 8,1)</p> <p>4*1/10G uplink SFP+ fiber ports (Data)</p> <p>8*10/100/1000Base-T PoE ports (Data/Power)</p> <p>4*10/100/1000Base-T uplink RJ45 ports (Data)</p> <p>8*100/1000Base-X uplink SFP Fiber ports (Data)</p> <p>2 set of V+, V- redundant DC power ports (6 Pin Phoenix terminal)</p>
Ethernet Port	<p>Port 1-8 support 10/100/1000Base-T auto-sensing, full/ half duplex MDI/ MDI-X self-adaption</p>
Twisted Pair Transmission	<p>10BASE-T: Cat3,4,5 UTP (≤100 meters)</p> <p>100BASE-TX: Cat5 or later UTP (≤100 meters)</p> <p>1000BASE-T: Cat5e or later UTP (≤100 meters)</p>
Optical Fiber Port	<p>1/10G SFP+ optical fiber port, default no include optical module (optional single-mode/ multi-mode, single fiber/ dual fiber optical module. LC)</p>
Optical Cable/ Distance	<p>Multi-mode: 850nm/ 0-500m, 850nm/ 0-300m (10G)</p> <p>Single-mode: 1310nm/ 0-40km, 1550nm/ 0-120km</p>
Chip Parameter	
Network Management Type	L2+
Network Protocol	<p>IEEE802.3 10BASE-T, IEEE802.3i 10Base-T, IEEE802.3u 100Base-TX</p> <p>IEEE802.3ab 1000Base-T, IEEE802.3z 1000Base-X, IEEE802.3ae</p> <p>10GBase-LR/SR, IEEE802.3x</p>
Forwarding Mode	Store and Forward (Full Wire Speed)
Switching Capacity	176Gbps (non-blocking)
Forwarding Rate@64byte	89.28Mpps
CPU	500MHz
DRAM	2G
FLASH	128M

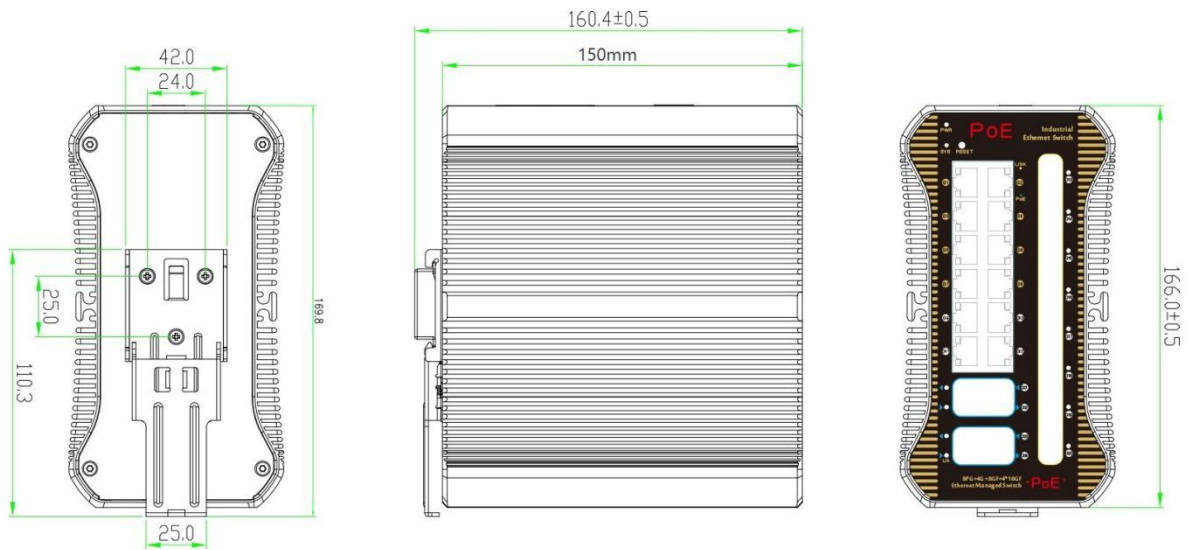
MAC	32K
Buffer Memory	32M
Jumbo Frame	9.6K
LED Indicator	Power: PWR (Green), System: SYS (Green) Fiber Port : L/A (Green), PoE: PoE (green), Network: Link (Yellow)
Reset Switch	Yes, press and hold the switch for 10 seconds and release it to restore the factory settings
PoE & Power Supply	
PoE Port	Port 1-8
PoE Management	PoE power supply total power limit configuration Power delay start, Port PoE output priority configuration PoE work and time scheduling, Port PoE working status display Port PoE output power distribution, PoE on/off, af/at power distribution
Power Supply Pin	1/2(+)/3/6 (-)
Max Power Per Port	30W, IEEE 802.3 af/at
Power Consumption	Standby<15W, Full load af<120W, at<240W
Working Voltage	DC48-57V, 6 Pin industrial Phoenix terminal, support anti-reverse protection.
Power Supply	No, optional 48V/120W or 48V/240W industrial power supply
Physical Parameter	
Operation TEMP/ Humidity	-40~+80°C, 5%~90% RH Non condensing
Storage TEMP/ Humidity	-40~+85°C, 5%~95% RH Non condensing
Dimension (L*W*H)	166*150*90mm
Net /Gross Weight	2.1kg / 2.3kg
Installation	Desktop, 35mm DIN Rail
Certification & Warranty	
Lightning Protection	Protection level: IP40

	<p>Lightning protection: 6KV 8/20us</p> <p>IEC61000-4-3 (RS):10V/m (80~1000MHz)</p> <p>FCC Part 15/CISPR22 (EN55022): Class B</p> <p>IEC61000-6-2 (Common Industrial Standard)</p> <p>IEC61000-4-9 (Pulsed magnet field): 1000A/m</p> <p>IEC61000-4-10 (Damped oscillation): 30A/m, 1MHz</p> <p>IEC61000-4-12/18 (Shockwave): CM 2.5kV, DM 1kV</p> <p>IEC61000-4-4(EFT): Power cable:±4kV, Data cable: ±2kV</p> <p>IEC61000-4-16 (Common-mode transmission): 30V, 300V, 1s</p> <p>IEC61000-4-2 (ESD): ±8kV contact discharge, ±15kV air discharge</p> <p>IEC61000-4-6 (Radio frequency transmission): 10V(150kHz~80MHz)</p> <p>IEC61000-4-8 (Power frequency magnetic field):100A/m, 1000A/m, 1s-3s</p> <p>IEC61000-4-5 (Surge): Power cable: CM±4kV/ DM±2kV, Data cable: ±4kV</p>
Mechanical Properties	IEC60068-2-6 (Anti Vibration), IEC60068-2-32 (Free Fall), IEC60068-2-27 (Anti Shock)
Certification	CCC, CE mark, commercial, CE/LVD EN62368-1, FCC Part 15 Class B, RoHS
Warranty	5 years, lifelong maintenance.
Network Management Feature	
Interface	<p>Port temperature protection settings</p> <p>IEEE802.3x flow control (Full duplex)</p> <p>Broadcast storm suppression based on port rate</p> <p>Port EEE Green Ethernet energy-saving configuration</p> <p>Limit the rate of packet traffic on incoming and outgoing ports, mini granularity is 64Kbps</p>
Layer 3 Features	<p>ARP protocol max 1024 entries</p> <p>Static route/default route max 128 entries</p> <p>L2+ network management function, IPV4/IPV6 dual-stack management</p> <p>Layer 3 routing forwarding, communication between different network</p>

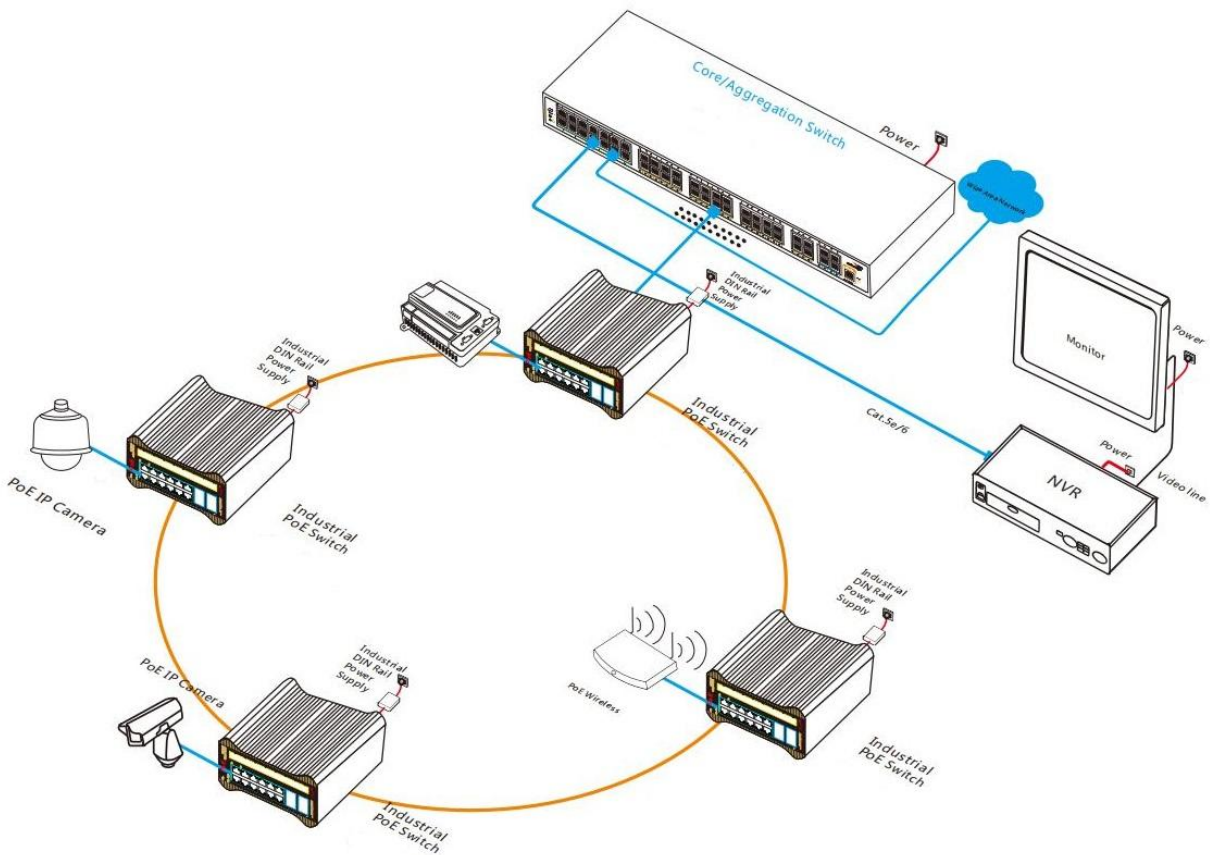
	segments and different VLAN
VLAN	Port configuration of Access, Trunk, Hybrid. VLAN based on MAC, VLAN based on the protocol (4K) VLAN based on port, IEEE802.1q, Voice VLAN, QinQ configuration
Port Aggregation	LACP, Static aggregation Max 12 aggregation groups and max 8 ports per group.
Spanning Tree	STP (IEEE802.1d), RSTP (IEEE802.1w), MSTP (IEEE802.1s)
Industrial Ring Network Protocol	G.8032 (ERPS) ring network recovery time less than 20ms, 250 Ring at most, Max 250 devices per ring.
Multicast	MLD Snooping, Multicast VLAN, User quick log out IGMP Snooping v1/v2/v3 and 1024 multicast groups at most
Port Mirroring	Bidirectional data mirroring based on port
QoS	Queue Scheduling Algorithm (SP, WRR, SP+WRR) Flow-based Rate Limiting, Stream based redirection Flow-based Packet Filtering, 8*Output queues of each port 802.1p/ DSCP priority mapping, Diff-Serv QoS, Priority Mark/ Remark
ACL	ACL distribution based on port and VLAN L2-L4 packet filtering function, matching the first 80 bytes message, and provides ACL definitions based on source MAC address, destination MAC address, source IP address, destination IP address, IP protocol type, TCP/UDP port, TCP/UDP port range, VLAN, etc.
Security	Port based IEEE802.1X authentication SSL guarantees data transmission security Quad binding function of IP+MAC+VLAN+ports MAC address learning limit, MAC address black hole Anti DoS attack, Port broadcast message suppression Hierarchical user management and password protection SSH 2.0 provides a secure encrypted channel for user login Host data backup mechanism, ARP intrusion detection function

	<p>Port isolation, IP Source Guard, ARP message speed limit function</p> <p>IP Source Guard function, AAA & RADIUS & TACACS+ certification</p>
DHCP	DHCP Client, DHCP Snooping, DHCP Server, DHCP Relay
Management	<p>Web network management (https)</p> <p>Link Layer Discovery Protocol(LLDP)</p> <p>Viewing CPU Instant Utilization Status</p> <p>NTP clock, One click restore, SNMP V1/V2/V3</p> <p>Cable status check, Ping detection, System work log</p> <p>NMS platform cluster management (LLDP+SNMP)</p> <p>Console/AUX Modem/Telnet/CLI command line configuration</p> <p>FTP, TFTP, Xmodem, SFTP file upload and download management</p>
System	<p>Web browser: Mozilla Firefox 2.5 or higher, Google Chrome V42 or higher,</p> <p>Cat5 and above Ethernet cable</p> <p>TCP/IP, network adapter, and network operating system (such as Microsoft Windows, Linux, Mac OS X) installed on each computer in the network</p> <p>Cat5 and above Ethernet cable</p>

DIMENSION



APPLICATION



ORDERING INFORMATION

Model	Description	Recommended Power Supply
GWS-IPS36248PFM	L2+ managed industrial PoE fiber switch with 12*10/100/1000M RJ45 ports and 8*100/1000M uplink SFP fiber ports and 4*1/10G uplink SFP+ fiber ports. Port 1-8 can support IEEE 802.3 af/at PoE standard. It support dual DC power supply input and DIN rail mounting.	120W/240W

Note: The optical module and power supply are not included and need to be purchased.

PACKING LIST

	Content	Qty	Unit
Packing List	24-port 10G uplink L2+ managed industrial PoE switch	1	SET
	RJ45-DB9 Line	1	PC
	User Guide	1	PC
	Warranty Card	1	PC

OPTICAL MODULE

Product	Model	Description	Unit
1.25G Optical Module	2630-G	Industrial SFP optical module, 1.25G multi-mode dual fiber 850nm, transmission distance: 550m, LC interface. supports DDM function and hot plugging.	PC
	2632-G	Industrial SFP optical module, 1.25G single-mode dual fiber 1310nm, transmission distance: 20km, LC interface. supports DDM function and hot plugging.	PC
	2612-T-G	Industrial SFP optical module, 1.25G single-mode single	PC

		fiber TX1310nm/ RX1550nm, transmission distance: 20km, LC interface. supports DDM function and hot plugging.	
	2613-R-G	Industrial SFP optical module, 1.25G single-mode single fiber TX1550nm/ RX1310nm, transmission distance: 20km, LC interface. supports DDM function and hot plugging.	PC
	2612-T-SC-G	Industrial SFP optical module, 1.25G single-mode single fiber TX1310nm/ RX1550nm, transmission distance: 20km, SC interface. supports DDM function and hot plugging.	PC
	2613-R-SC-G	Industrial SFP optical module, 1.25G single-mode single fiber TX1550nm/ RX1310nm, transmission distance: 20km, SC interface. supports DDM function and hot plugging.	PC
10G Optical Module	6630-G	Industrial SFP+ optical module, 10G multi-mode dual fiber 850nm, transmission distance: 300m, LC interface. supports DDM function and hot plugging.	PC
	7832-G	Industrial SFP+ optical module, 10G single-mode dual fiber 1310nm, transmission distance: 20km, LC interface. supports DDM function and hot plugging.	PC
	7832-33-G	Industrial SFP+ optical module, 10G single-mode single fiber TX1330nm/ RX1270nm, transmission distance: 20km, LC interface. supports DDM function and hot plugging.	PC
	7832-27-G	Industrial SFP+ optical module, 10G single-mode single fiber TX1270nm/ RX13300nm, transmission distance: 20km, LC interface. supports DDM function and hot plugging.	PC

POWER SUPPLY

Product	Model	Description	Unit
130W Desktop Power Adapter	GWS-AP130-52	Desktop 130W single set of output power adapter Input Voltage: AC100V-240V 50-60Hz, 2.3A	PC

		Output Voltage: DC52V, 2.5A Operation Temperature: -20°C to +65°C	
250W Desktop Power Adapter	GWS-AP250-52	Desktop 250W single set of output power adapter Input Voltage: AC 100V-240V 50-60Hz, 4.1A Output Voltage: DC52V, 4.8A Operation Temperature: -20°C to +65°C	PC
120W DIN Rail Industrial Power Supply	GWS-DP120-48	DIN Rail 120W single set of output power supply Input Voltage: AC100V-240V 50-60Hz, 1.5A Output Voltage: DC48V, 2.5A Operation Temperature: -40°C to +70°C	PC
240W DIN Rail Industrial Power Supply	GWS-DP240-48	DIN Rail 240W single set of output power supply Input Voltage: AC100V-240V 50-60Hz, 3.0A Output Voltage: DC48V, 5.0A Operation Temperature: -40°C to +70°C	PC

RELATED PRODUCT

Model	Description
GWS-IPS33168PFM-4GF	L2+ managed industrial PoE fiber switch with 12*10/100/1000M RJ45 ports and 4*100/1000M uplink SFP fiber ports. Port 1-8 can support IEEE 802.3 af/at PoE standard. It support dual DC power supply input and DIN rail mounting.
GWS-IPS33248PFM	L2+ managed industrial PoE fiber switch with 12*10/100/1000M RJ45 ports and 12*100/1000M uplink SFP fiber ports. Port 1-8 can support IEEE 802.3 af/at PoE standard. It support dual DC power supply input and DIN rail mounting.
GWS-IPS33248PFM-4GF	L2+ managed industrial PoE fiber switch with 20*10/100/1000M RJ45 ports and 4*100/1000M uplink SFP fiber ports. Port 1-8 can support IEEE 802.3 af/at PoE standard. It support dual DC power

	supply input and DIN rail mounting.
GWS-IPS36168PFM	L2+ managed industrial PoE fiber switch with 12*10/100/1000M RJ45 ports and 4*1/10G uplink SFP+ fiber ports. Port 1-8 can support IEEE 802.3 af/at PoE standard. It support dual DC power supply input and DIN rail mounting.
GWS-IPS36248PFM-8G	L2+ managed industrial PoE fiber switch with 20*10/100/1000M RJ45 ports and 4*1/10G uplink SFP+ fiber ports. Port 1-8 can support IEEE 802.3 af/at PoE standard. It support dual DC power supply input and DIN rail mounting.

Contact Us



Tel: 0086-752-3397806

WeChat: HZGWS--PoE

Email: hzgws@hgzws.com

Skype: [hzgws@hgzws.com](https://www.skype.com/people/hzgws@hgzws.com)

Website: www.hzgws.com



Address: Building 3, Phase II, Xinghe Artificial Intelligence Industrial Park, No.333 Zhongkai 6th Road, Chenjiang Street, Zhongkai High-tech Zone, Huizhou